



2015-16

Yes WE Can

Year In Review

Plainview-Old Bethpage CSD

About The Class of 2016

- **Enrollment:** 386
- **Graduates:** 381 (99%)
- **Regents Diploma:** 97%
- **Advanced Regents Diploma:** 77%
- **Post- graduate College :** 96%
 - 4 year : 89%
 - 2 year : 7%
- **Average SAT**

Verbal: 565

Math: 601

Writing: 573

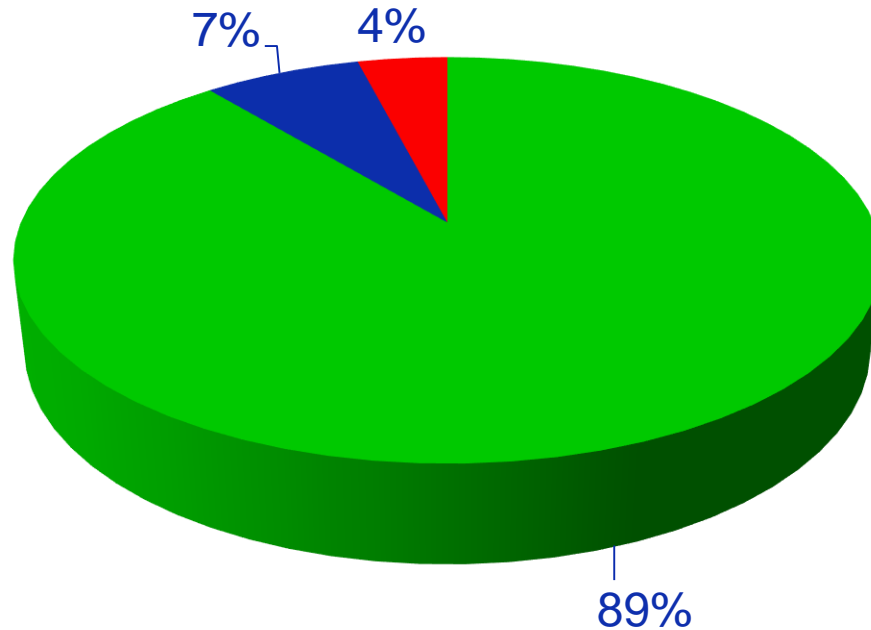


Class of 2016

- **College - 96% (89%-4 year; 7%-2 year)**
- **Regents Diploma – 19%**
- **Advanced Regents Diploma - 77%**
- **Special Education students graduating with Reg. Diploma - 83%**
- **15 Graduating Seniors named as Commended Students in the 2016 National Merit Scholarship Program**
- **12 Academic Excellence Awards**
- **4 National Merit Scholarship Finalists**
- **2 National Hispanic Recognition Program Scholars**
- **1 Finalist Coca-Cola Scholars Program**
- **Outstanding Special Education Program**
- **Visual Arts - 1 Scholar Artist Award, 31 All County, 4 Long Island Best, 1 AP Studio Portfolio-#1 in World**
- **Research Program – 1 Intel STS, 1 JSHS, 2nd place Toshiba Team, Top DuPont Challenge**



Distribution of 2016 Graduates



- 4 Year College
- 2 Year College
- Undecided, Employment, Gap Year, Military, Vocational

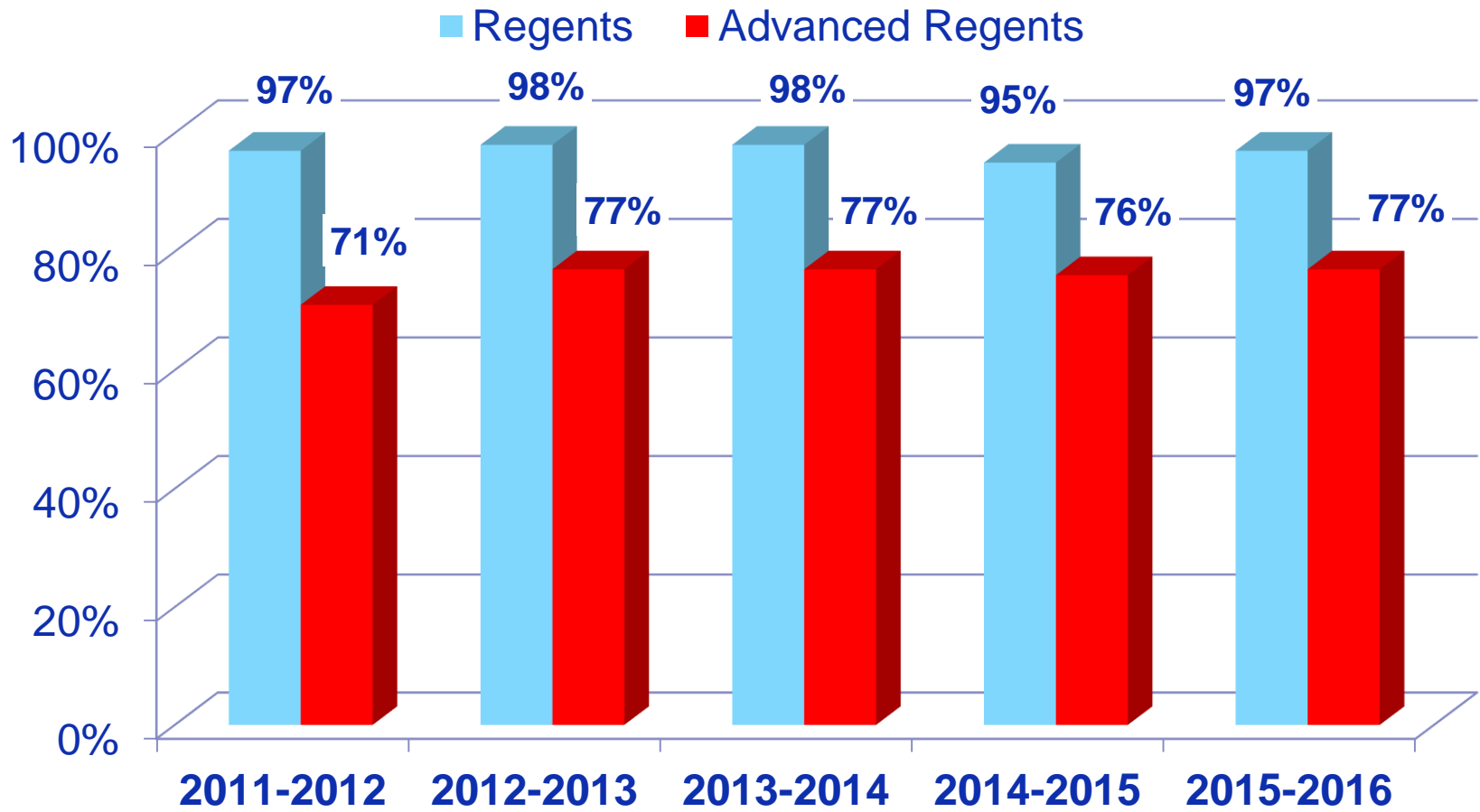


Student Performance Highlights

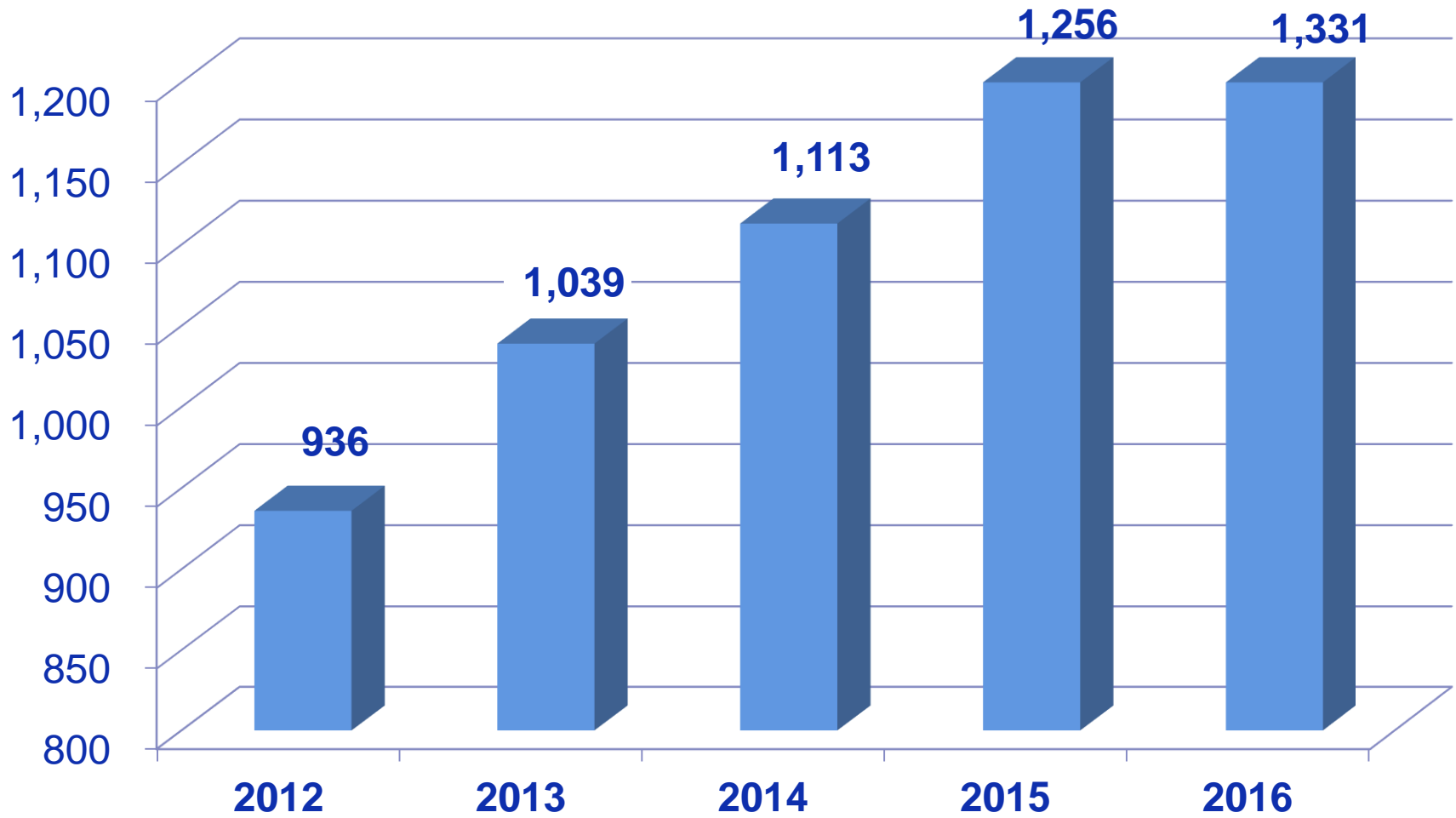
- 381 graduates earned over **\$8 million** in scholarships
- 529 students participated in AP exams and completed 1331 exams
- 135 All County Music; 8 All Eastern; 4 All National; 550 NYSSMA
- All Athletic Teams Scholar Athletes
- Athletics - 2 State Champions - (Gymnastics), (Boys' Tennis) 2 NYSPHSAA Scholar Athlete Teams State Champions
(Football and Boys' Golf; Conference Champions-Boys' Soccer, Gymnastics)



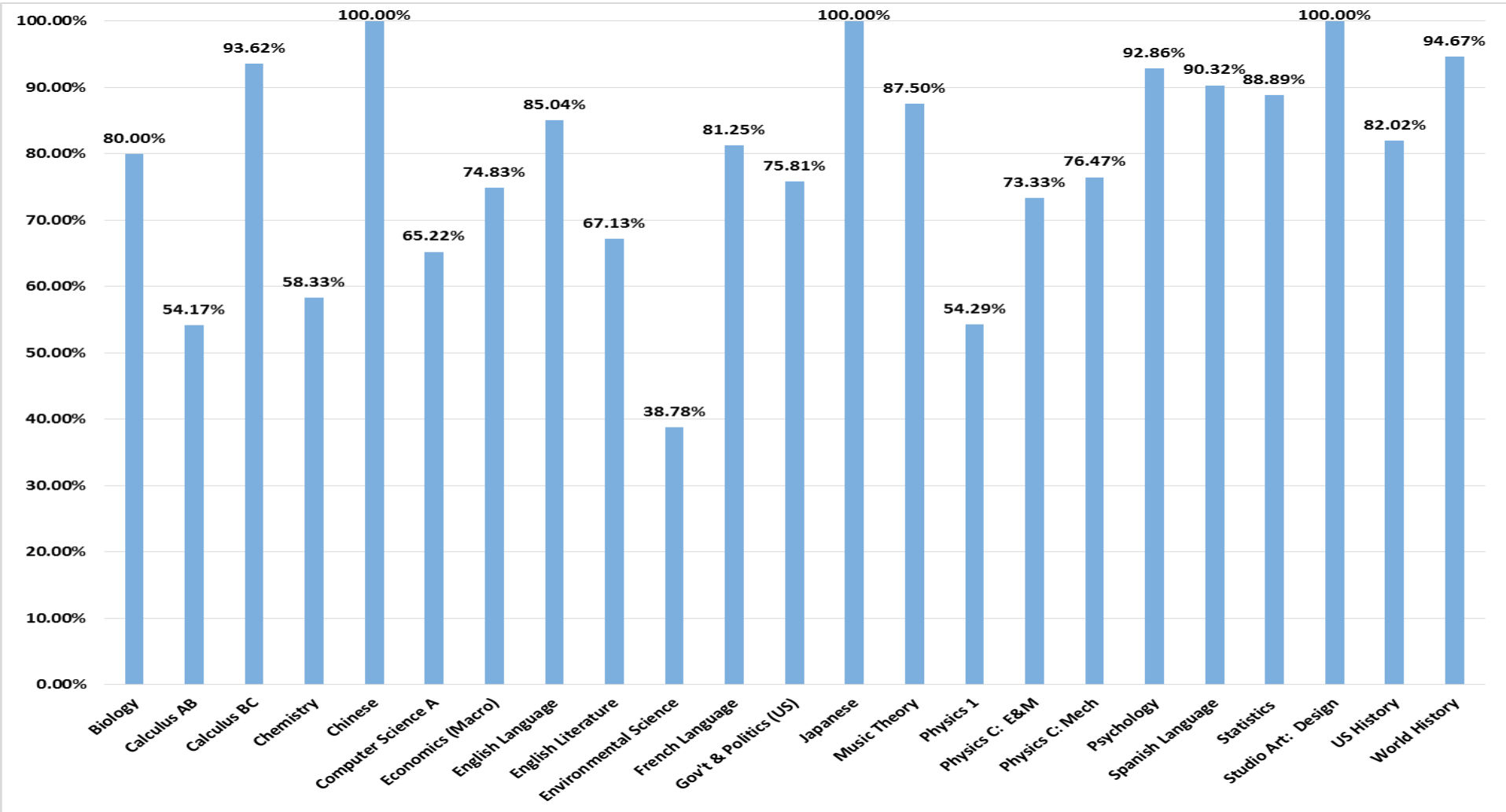
Graduation Rates



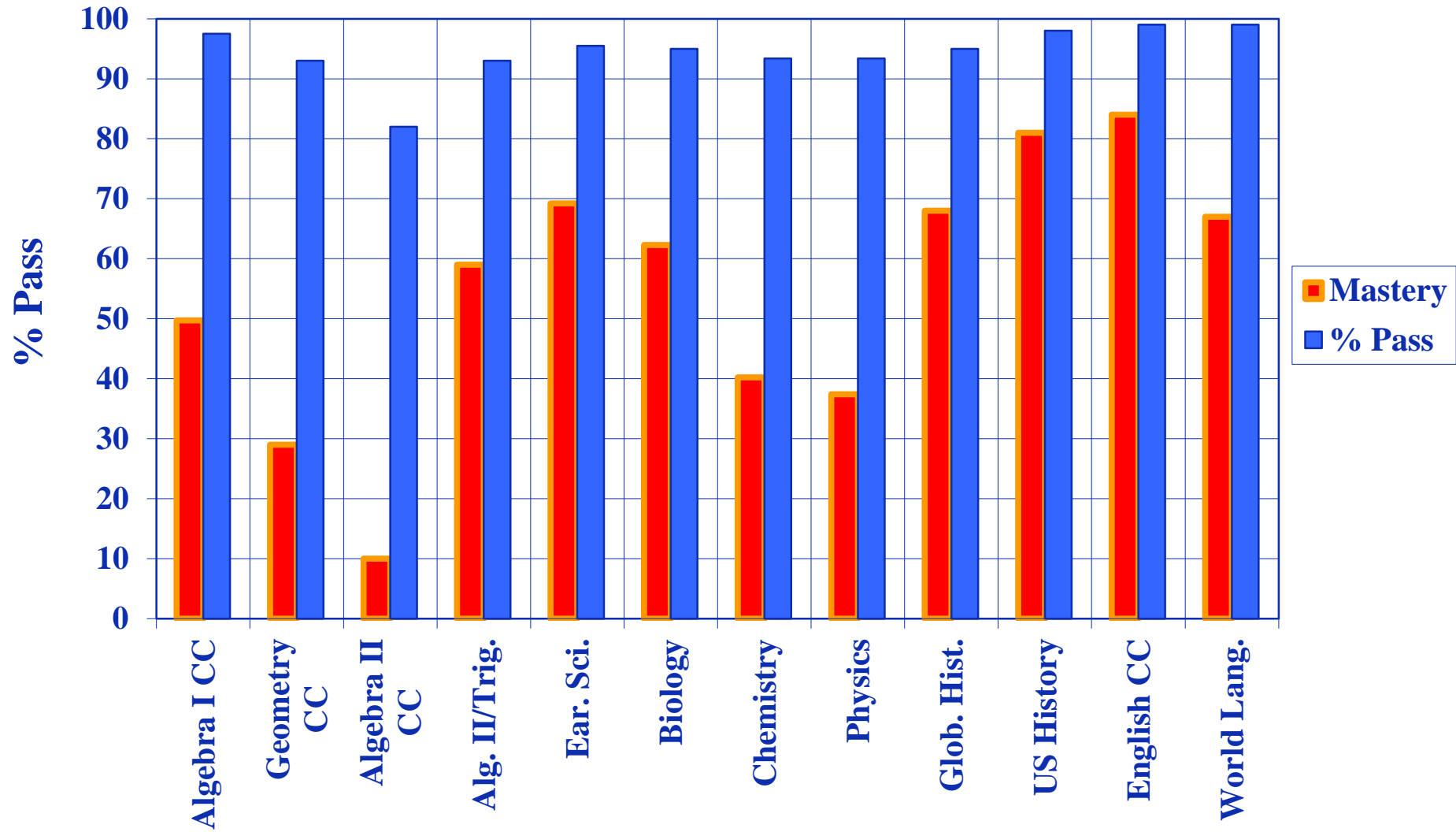
Number of AP Papers Written



AP 2016 % Passing



% Mastery on 2015-2016 Regents Exam



Student Performance Highlights

- **STEAM projects K-4 advanced significantly with a LEGO component added**
- **138 Middle School students participated in the Hackathon**
- **60% of Seniors going to Nassau Community College tested out of remediation**
- **Kindergarten reading levels improved: 22% below C in June 2015; 5% June 2016**
- **Improved Mastery levels on CC English, Earth Science, Chemistry, CC Algebra, Algebra II/Trig**



Highlights

- **Flawless Kindergarten Center transition**
- **Elementary Extra Help for Grade 3**
- **Mattlin MS and POBMS on the same schedule with more opportunities for AIS students**
- **9th period day created for 16-17**
- **47 sophomores participated in a college tour**
- **AP Capstone Program instituted for 16-17**



Technology Highlights

- **Wireless Environment in all Middle Schools**
- **Z-Space lab for each Middle Schools**
- **Successful roll-out of 1:1 Chromebook initiative for Grades 5 and 6**
- **Technology Labs for both Middle Schools**
- **New Music Studio coordinated for 16-17**
- **Google Platform rolled out district-wide**



Facilities & Security

- **New Tennis Courts at Middle School and High School**
- **Baseball fields at Stratford Road and POBMS**
- **New POBMS track**
- **Roof replaced at Mattlin, Pasadena, Old Bethpage and Stratford Road**
- **Mattlin skylights**
- **Boilers replaced at Mattlin MS**
- **District-wide floor replacement**
- **Security upgrades district-wide**



Fiscal Planning

- **AAA Bond Rating continues**
- **Successful passage of budget and Capital Reserves**
- **Smart Bonds Committee convened**
- **Multi-year plan for District reserves presented and posted to website**
- **11.5 Million \$\$\$ summer projects planned**
- **Negotiations for all contracts nearing completion**



Communication & Advocacy

- **District continues to improve social media presence (Twitter & Facebook, Let's Talk)**
- **Superintendent's Highlight continues**
- **Guidance Newsletter**
- **Digital Citizenship K-12**
- **Sponsored Substance Abuse Forum**
- **Community Forum held to discuss 9 Pd. Day at high school and Kindergarten Transition**
- **Participated in Legislative Breakfast**
- **Leadership Summit held to discuss district priorities**





2016 - 2017 Projected Enrollment

Grade	Projected 15 -16	Actual 15 - 16	Projected 16 -17	Change
K - 12	4,881	4,854	4,798	-56
K-4	1,792	1,752	1,743	-9
5 - 8	1,543	1,564	1,510	-54
9 - 12	1,547	1,538	1,545	7



New Theme for 2016-17



Excellence in Education

